		QUBESTAND Q30			
		Model Q30		Nr. rys. 20/01/01	

6 5 4 3 2 1

D

C

B


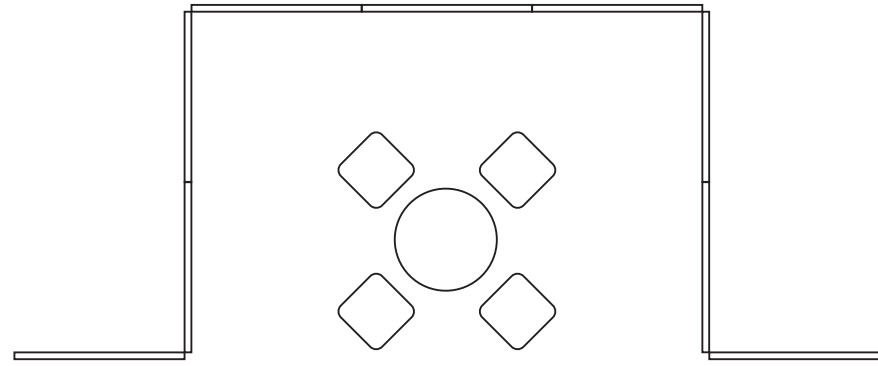


A


D

C

B

A



		QUBE20 Q20	
		Model Q20	Nr. rys. 20/01/02

6 5 4 3 2 1

